

## Company

---

### XXXX & SONS DISTILLERS LIMITED

**Principal Address:**

XXXX TOWN, KEITH AB55 4DH

United Kingdom

**Telephone:** +44-0146571xxxx

**Web:** XXXX.COM

**ICON number:** 124617578

**Easy number:** 00000435891745

**Company registry number:** SC13xxxx

**Date of Last Major Update:**

15.10.2022

## Summary

---

**Credit Score**

10

**Recommended Maximum Credit**

EUR 2.500.000

**Payment Index**

999

**Legal events**

**Activity status**

Active company

**Main activity**

NACE 1101

# Credit Information

## Recommended Maximum Credit:

EUR 2.500.000

An amount of EUR 2.500.000 has been defined as the upper limit for a suppliers' credit. The Maximum Credit computed for the company in question would exceed this upper limit.

The Recommended Maximum Credit is to be understood as the highest possible engagement to a supplier delivering goods or rendering services on open terms with an average of 60 days. The calculation is based on the assumption that, on average, the company in question has 5 suppliers which deliver goods or render services at the same time. This amount is an indication of the credit amount to allow a company; it is not an insurance decision given by an underwriter of Coface Credit Insurance. Unless there is a specific contractual agreement, the recommended maximum credit cannot be considered as a credit insurance guarantee by Coface.



## Credit Score:

The Credit Assessment is given as a Credit Score with values from 0 (Insolvency/preliminary/debt regulation proceedings) to 10 (Excellent risk). The Credit Score is based on the probability of default of a company within 12 months.

Probability of Default: 0.012 %

Credit Score: 10 Excellent risk



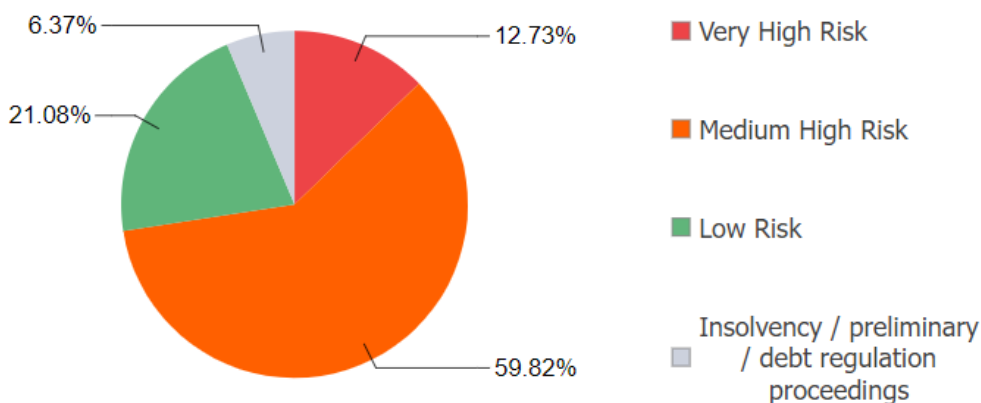
## Sector Score:

Sector Score: 5 Medium high risk



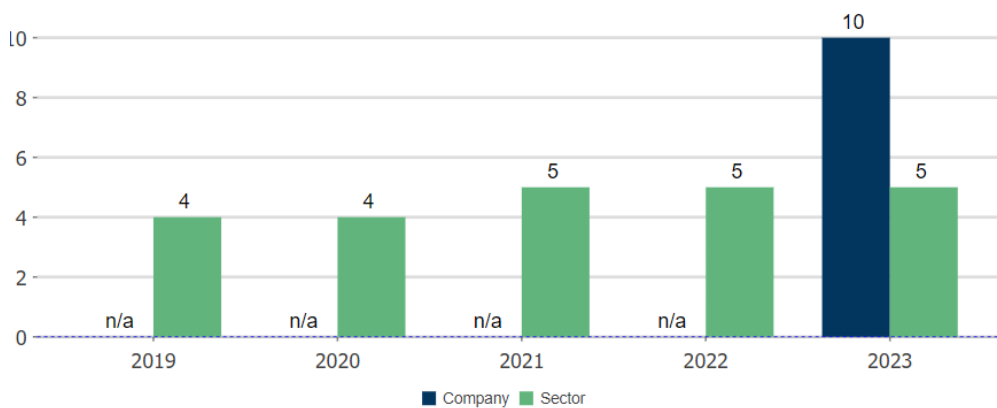
NACE code: 1101 - Distilling, rectifying and blending of spirits

Number of companies per risk classes



## Score history:

Evolution company score / sector score



## Payment Index:

999 - No payment assessment

The payment index is based on:

- Insolvency information,
- Debt collection,
- Tax debts,
- Debts for sale,
- Payment Morality Index (PMI)
- Other factors



## Legal Events:

According to available information sources the Company is not in a insolvency/preliminary/debt regulation proceeding.



## Payment references:

Total number of invoices available: 1291

Total number of invoices paid before 30 days due: 1180

Total number of invoices paid after 30 days due: 58

Total number of invoices owing before 30 days due: 40

Total number of invoices owing after 30 days due: 13



# Company Details

---

## Established:

01.10.1991

## Status:

Registration status: Registered company

Activity status: Active company

## Registration status:

Registered company

## Registration:

No. SC13xxxx

01.10.1991

United Kingdom

## Activity status:

Active company

## Legal Form:

Private limited with Share Capital

## Capital:

Issued capital:

GBP 80.000.002,00



---

## Management:

Full Name	Function	Address
Mr Craig Hamilton Cranmer since 01.01.2019	director	The Glenfiddich Distillery Dufftown, Keith AB55 4DH AB55 4DH
Mr Douglas John Bagley since 11.06.2018	director	The Glenfiddich Distillery Dufftown, Keith AB55 4DH AB55 4DH
Mr Ewan John Henderson since 01.06.2019	director	The Glenfiddich Distillery Dufftown, Keith AB55 4DH AB55 4DH
Mr Giles Robert Bryant Wilson since 04.09.2020	director	The Glenfiddich Distillery Dufftown, Keith AB55 4DH AB55 4DH
Mr Kenneth Strachan McKinlay since 01.06.2019	director	The Glenfiddich Distillery Dufftown, Keith AB55 4DH AB55 4DH
Mr William Douglas Laing since 01.01.2019	director	The Glenfiddich Distillery Dufftown, Keith AB55 4DH AB55 4DH

## Partners / Shareholders:

Full Name	Function	Address	Share equity capital
XXXX & SONS LTD (80000002 shares of 80000002)	Shareholder		100,00%



---

## Former company details

### Former company names:

XXXX 411 LIMITED valid until 16.10.1991



---

### Former Management:

Full Name	Function	Address
Alan Gordon Wolstenholme	Former	
Alan Pijohn	Former	
Alexander Brian Cooper Short	Former	
Alexander Grant Gordon	Former	
Andrew Peter Hopkins	Former	
Anthony Leonard Hunt	Former	
Bishop Eva Maria	Former	
Brian James Highet	Former	
Bryan Traill Thomson	Former	
Colin Thomas Kelly	Former	
David Atherton Nellist	Former	
Derek Henry Cockburn	Former	
Dermid Martin Strain	Former	
Gary Horsfield	Former	
Geoffrey Soler Gomez	Former	
George Daniel Tait	Former	
Gerard Vincent Welch	Former	
Gordon Norman Alan Dron	Former	
Graham Howard Shoel	Former	
Grant Glenn Gordon	Former	
Helen Gaye Cowing	Former	
Ian Arthur Thomas Glen	Former	
Ian Collins Bissett	Former	
Ian Evans	Former	
James Allan Denholm	Former	
James Graham Beveridge	Former	
James Joseph Doherty	Former	

Jayshree Maharaj	Former	
John Alexander Henderson	Former	
John Dearden	Former	
John Kerr Wilmot	Former	
John Ricson Broadbridge	Former	
Judith Anne Sommerville	Former	
Kenneth Strachan McKinlay	Former	
Kevin Fong	Former	
Kieran Gerard Phelan	Former	
Kirsty Rachel Dagnan	Former	
MD DIRECTORS LIMITED	Former	
MD SECRETARIES LTD	Former	
Mark James Dawson	Former	
Maurice Gerard Doyle	Former	
Michael Lamont	Former	
Niall Mcleod Howard	Former	
Patrick Charles Martin Hartless	Former	
Patrick Marie Charles Thomas	Former	
Paul Bernard Dollman	Former	
Peter Grant Gordon	Former	
Richard Arthur Lambert	Former	
Robert Brannan	Former	
Robert Hugo Chamberlain	Former	
Roland Van Bommel	Former	
Rosemary Anne McGinness	Former	
Simon John Hunt	Former	
Simon Peter MacDonald	Former	
Stella Julie David	Former	
Steven Paul Sturgeon	Former	
Stuart Henry Watts	Former	
Stuart Nickerson	Former	
Tracey Diane Foster	Former	
Veronica Lesley Jackson	Former	
William Brian Wood	Former	
William Burnfield White	Former	



## Related Companies:

affiliate

XXXX HAZELWOOD LIMITED, United Kingdom

affiliate

XXXX CORESIDE LIMITED, United Kingdom

affiliate

XXXX FUELS LIMITED, United Kingdom

affiliate

XXXX LARK (NUMBER 21) LIMITED, United Kingdom

affiliate

XXXX LIMITED, United Kingdom

affiliate

XXXX RIVERSIDE LIMITED, United Kingdom

affiliate

XXXX PORTSIDE LIMITED, United Kingdom

affiliate

XXXX CARRICK LIMITED, United Kingdom

affiliate

XXXX CARNSIDE LTD, United Kingdom

affiliate

XXXX LIMITED, United Kingdom

affiliate

XXXX ENERGY UK LIMITED, United Kingdom

affiliate

XXXX ENGINEERING SERVICES LIMITED, United Kingdom

affiliate

XXXX LIMITED, Jersey, Channel Islands

affiliate

XXXX & SONS IRISH BRANDS LIMITED, Ireland

affiliate

XXXX & SONS IRISH MANUFACTURING LIMITED, Ireland

affiliate

XXXX & SONS IML LIMITED, Ireland

affiliate

XXXX OF IRELAND LIMITED, Ireland

affiliate

XXXX & SONS IRELAND HOLDINGS LIMITED, Ireland

affiliate

XXXX & SONS (CYPRUS HOLDINGS), Cyprus

affiliate

XXXX & SONS BRANDS LIMITED, United Kingdom

affiliate

XXXX SPIRITS INTERNATIONAL LIMITED, United Kingdom

affiliate

XXXX SERVICES LTD, United Kingdom

affiliate

XXXX & SONS ENTERPRISES LIMITED, United Kingdom

affiliate

XXXX & SONS DISTINCTION LIMITED, United Kingdom

affiliate

XXXX & SONS (AME) LIMITED, United Kingdom

affiliate

XXXX & SONS UK LIMITED, United Kingdom

affiliate

XXXX LIQUEUR COMPANY LTD. (THE), United Kingdom

affiliate

XXXX LIMITED, United Kingdom



affiliate

XXXX & SONS CANADA LIMITED, United Kingdom

affiliate

XXXX & SONS INVESTMENTS LIMITED, United Kingdom

affiliate

THE XXXX GIN DISTILLERY LIMITED, United Kingdom

affiliate

XXXX DOMINICA LIMITED, United Kingdom

affiliate

XXXX SPIRIT COMPANY LIMITED(THE), United Kingdom

affiliate

XXXX & SONS INTERNATIONAL LIMITED, United Kingdom

affiliate

XXXX MORTON LIMITED, United Kingdom

affiliate

THE XXXX DISTILLERY COMPANY LIMITED, United Kingdom

affiliate

THE XXXX DISTILLERY COMPANY LIMITED, United Kingdom

affiliate

XXXX & SONS MANAGEMENT LIMITED, United Kingdom

affiliate

XXXX & SONS PENSION TRUSTEES LTD, United Kingdom

affiliate

XXXX & SONS GENERAL PARTNER LIMITED, United Kingdom

affiliate

XXXX & SONS GROUP LIMITED, United Kingdom

Parent Companies – Holding Company

XXXX & SONS HOLDINGS LIMITED, United Kingdom

Parent Companies – Immediate Company  
XXXX & SONS LIMITED, United Kingdom

## History:

2022-10-14

New Accounts Filed

2022-10-14

New Accounts Filed

2022-09-06

Confirmation Statement

2022-04-01

Ms J. Maharaj has left the board

2022-04-01

Mrs K.R. Dagnan has left the board

2022-04-01

Mr G.H. Shoel has left the board

2022-04-01

Mr K.G. Phelan has left the board

2022-04-01

Ms T.D. Foster has left the board

2022-04-01

Dr S.H. Watts has left the board

2022-04-01

Mr M.J. Dawson has left the board

2022-04-01

Mr I.C. Bissett has left the board

2022-01-07

Mrs J.A. Sommerville has left the board

2022-01-05

New Accounts Filed

2022-01-05

New Accounts Filed

2021-12-27

Mr A. Pijohn has left the board

2021-09-17

Confirmation Statement

2021-04-30

Mr J.R. Broadbridge has left the board



# Key Data on Operations

## Activities:

NACE 1101 Distilling, rectifying and blending of spirits

NACE codes given are based on the most recent NACE Revision 2.

The company is active in the Coface sector 'Agriculture, meat, agro food and wines'.

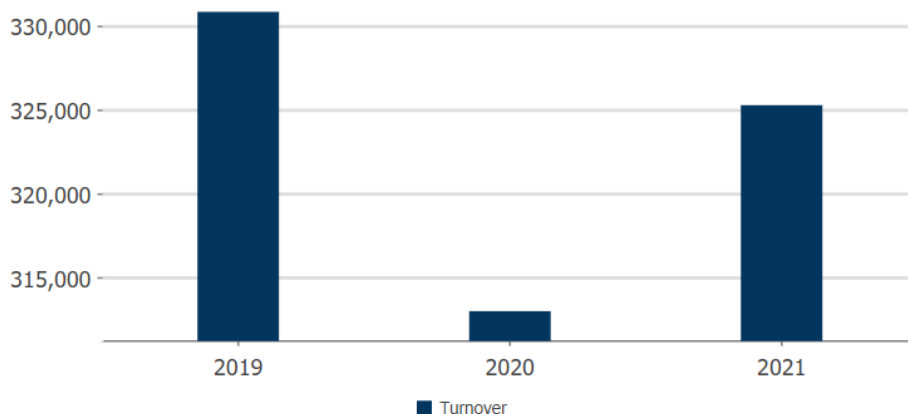


## Key Data:

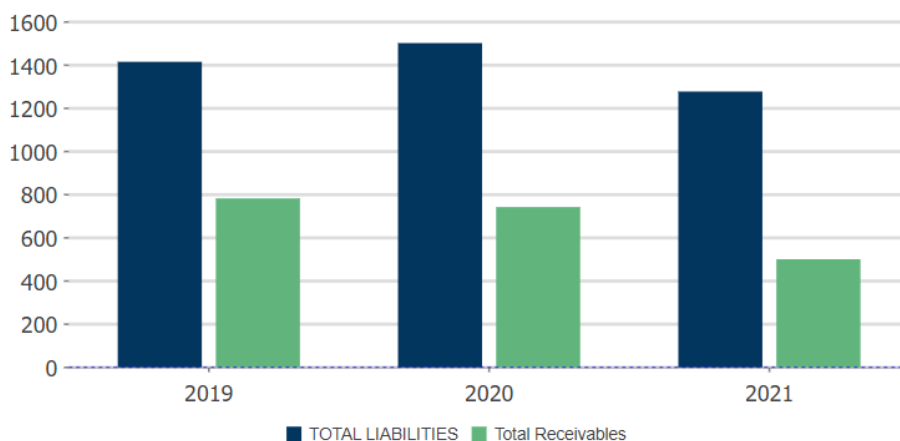
Amounts shown in British Pound (GBP)

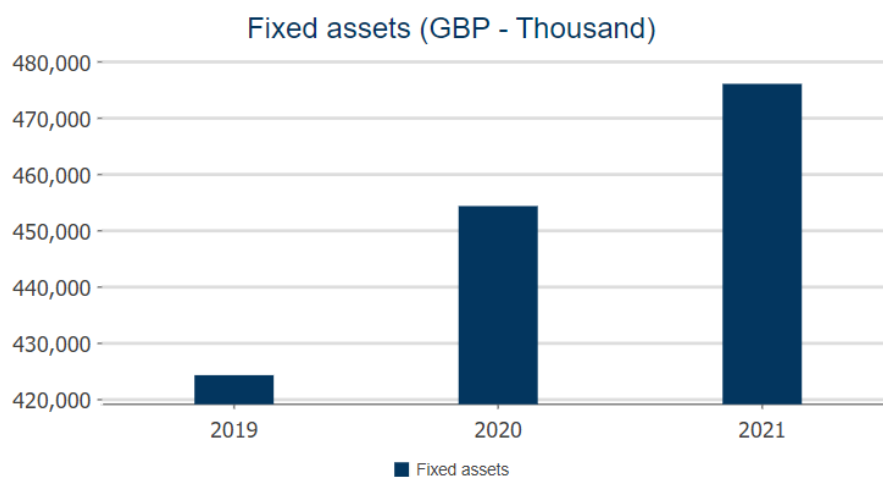
	01.01.2021 31.12.2021	01.01.2020 31.12.2020	01.01.2019 31.12.2019
Turnover	325.308.000	313.019.000	330.877.000
Fixed assets	476.105.000	454.392.000	424.352.000
Equity capital	516.205.000	489.241.000	405.146.000
Profit after taxation	26.964.000	84.095.000	119.143.000

Turnover (GBP - Thousand)



TOTAL LIABILITIES vs. Total Receivables (GBP - Million)





## Workforce:

	2021	2020	2019
Total workforce	994	1.024	1.065



## Branches and other addresses:

Other address:

XXXX Business Park, Bellshill, Lanarkshire ML4 3AN

United Kingdom

**Telephone:** +44-0146571xxxx

Other address:

XXXX town, Keith AB55 4DH

United Kingdom



## Financial Information

### Financials:

Amounts shown in British	01.01.2021	01.01.2020	01.01.2019
Pound (GBP)	31.12.2021	31.12.2020	31.12.2019

BALANCE SHEET			
<b>A. FIXED ASSETS</b>	<b>476.105.000,00</b> +4,78%	<b>454.392.000,00</b> +7,08%	<b>424.352.000,00</b>
<b>I. Total Tangible Assets</b>	<b>431.224.000,00</b> +3,85%	<b>415.243.000,00</b> +9,03%	<b>380.860.000,00</b>
<b>II. Total Intangible Assets</b>	<b>4.333.000,00</b> +11,25%	<b>3.895.000,00</b> +59,50%	<b>2.442.000,00</b>
<b>III. Total Other Fixed Assets</b>	<b>40.548.000,00</b> +15,02%	<b>35.254.000,00</b> -14,12%	<b>41.050.000,00</b>
<b>B. CURRENT ASSETS</b>	<b>1.318.044.000,00</b> -14,27%	<b>1.537.382.000,00</b> +10,09%	<b>1.396.504.000,00</b>
<b>I. Total Inventories</b>	<b>641.849.000,00</b> +4,83%	<b>612.261.000,00</b> +7,51%	<b>569.485.000,00</b>
<b>II. Total Receivables</b>	<b>500.987.000,00</b> -32,55%	<b>742.740.000,00</b> -5,14%	<b>782.994.000,00</b>

Trade Receivables	19.580.000,00	+28,65%	15.219.000,00	+3,32%	14.730.000,00
Miscellaneous Receivables	481.407.000,00	-33,83%	727.521.000,00	-5,30%	768.264.000,00
<b>III. Cash</b>	<b>175.208.000,00</b>	<b>-3,93%</b>	<b>182.381.000,00</b>	<b>+314,27%</b>	<b>44.025.000,00</b>
<b>IV. Other Current Assets</b>	<b>0,00</b>		<b>0,00</b>		<b>0,00</b>
<b>BALANCE SHEET TOTAL</b>	<b>1.794.149.000,00</b>	<b>-9,92%</b>	<b>1.991.774.000,00</b>	<b>+9,39%</b>	<b>1.820.856.000,00</b>
<b>A. EQUITY CAPITAL</b>	<b>516.205.000,00</b>	<b>+5,51%</b>	<b>489.241.000,00</b>	<b>+20,76%</b>	<b>405.146.000,00</b>
Called up share capital (issued capital stock)	80.000.000,00	0%	80.000.000,00	0%	80.000.000,00
Revenue Reserves	436.205.000,00	+6,59%	409.241.000,00	+25,86%	325.146.000,00
Other Reserves	0,00		0,00		0,00
<b>B. TOTAL LIABILITIES</b>	<b>1.277.944.000,00</b>	<b>-14,95%</b>	<b>1.502.533.000,00</b>	<b>+6,13%</b>	<b>1.415.710.000,00</b>
<b>I. TOTAL CURRENT LIABILITIES</b>	<b>643.357.000,00</b>	<b>-7,59%</b>	<b>696.191.000,00</b>	<b>+43,68%</b>	<b>484.533.000,00</b>
Trade Payables	25.892.000,00	+18,50%	21.849.000,00	-12,48%	24.966.000,00
Bank Liabilities	60.000.000,00		0,00		2.568.000,00
Other Loans/Finance	513.723.000,00	-17,53%	622.885.000,00	+58,41%	393.217.000,00
Miscellaneous Liabilities	43.742.000,00	-14,99%	51.457.000,00	-19,32%	63.782.000,00
<b>II. TOTAL LONG TERM LIABILITIES</b>	<b>634.587.000,00</b>	<b>-21,30%</b>	<b>806.342.000,00</b>	<b>-13,41%</b>	<b>931.177.000,00</b>
Bank Liabilities due after 1 year	539.096.000,00	-25,41%	722.773.000,00	-14,64%	846.747.000,00
Other Loans/Finance due after 1 year	53.347.000,00	-9,45%	58.914.000,00	-8,19%	64.171.000,00
Miscellaneous Liabilities due after 1 year	42.144.000,00	+70,93%	24.655.000,00	+21,70%	20.259.000,00
<b>BALANCE SHEET TOTAL</b>	<b>1.794.149.000,00</b>	<b>-9,92%</b>	<b>1.991.774.000,00</b>	<b>+9,39%</b>	<b>1.820.856.000,00</b>

## PROFIT AND LOSS ACCOUNT

<b>I. Turnover</b>	<b>325.308.000,00</b>	<b>+3,93%</b>	<b>313.019.000,00</b>	<b>-5,40%</b>	<b>330.877.000,00</b>
<b>II. Operating Costs</b>	<b>264.077.000,00</b>	<b>+29,29%</b>	<b>204.244.000,00</b>	<b>+9,74%</b>	<b>186.122.000,00</b>
Wages & Salaries	47.765.000,00	+3,78%	46.026.000,00	-2,62%	47.262.000,00
Pension Costs	4.985.000,00	+71,25%	2.911.000,00	-0,51%	2.926.000,00
Depreciation	30.740.000,00	+12,26%	27.383.000,00	+14,02%	24.015.000,00
Amortisation	210.000,00	+144,19%	86.000,00	+26,47%	68.000,00
<b>III. Operating Profit</b>	<b>61.231.000,00</b>	<b>-43,71%</b>	<b>108.775.000,00</b>	<b>-24,86%</b>	<b>144.755.000,00</b>
Financial Expenses	10.091.000,00	-23,03%	13.110.000,00	-15,43%	15.502.000,00

<b>IV. Profit Before Tax</b>	<b>61.307.000,00</b> -43,39%	<b>108.303.000,00</b> -27,07%	<b>148.495.000,00</b>
Tax	-34.343.000,00 -41,87%	-24.208.000,00 +17,53%	-29.352.000,00
<b>V. Profit After Tax</b>	<b>26.964.000,00</b> -67,94%	<b>84.095.000,00</b> -29,42%	<b>119.143.000,00</b>
Dividends	0,00	0,00	553.000.000,00
Minority Interests	0,00	0,00	0,00
Other Appropriations	0,00	0,00	0,00
<b>VI. Retained Profit</b>	<b>26.964.000,00</b> -67,94%	<b>84.095.000,00</b>	<b>-433.857.000,00</b>
<b>OTHER FINANCIALS</b>			
I. Working Capital	674.687.000,00 -19,79%	841.191.000,00 -7,76%	911.971.000,00
II. Net Worth	511.872.000,00 +5,47%	485.346.000,00 +20,52%	402.704.000,00
CostOfSales	159.099.000,00 +3,55%	153.642.000,00 +11,14%	138.244.000,00
GrossProfit	166.209.000,00 +4,29%	159.377.000,00 -17,26%	192.633.000,00
RevaluationReserve	0,00	0,00	0,00



## Ratios:

	01.01.2021	01.01.2020	01.01.2019
	31.12.2021	31.12.2020	31.12.2019
<b>EVOLUTION</b>			
<b>Pre-Tax Profit Margin</b>	18,85	34,60	44,88
<b>Return on Capital Employed</b>	5,32	8,35	11,11
<b>Return on Total Assets Employed</b>	3,41	5,43	8,15
<b>Return on Net Assets Employed</b>	11,87	22,13	36,65
<b>Sales/Net Working Capital</b>	0,48	0,37	0,36
<b>Stock Turnover Ratio</b>	197,30	195,59	172,11
<b>Debtor Days</b>	21,90	17,69	16,20
<b>Creditor Days</b>	28,97	25,40	27,46
<b>Current Ratio</b>	2,05	2,21	2,88
<b>Liquidity Ratio/Acid Test</b>	1,05	1,32	1,70
<b>Current Debt Ratio</b>	1,24	1,42	1,19
<b>Gearing</b>	134,56	164,81	230,47
<b>Equity in Percentage</b>	28,84	24,61	22,28
<b>Total Debt Ratio</b>	2,47	3,07	3,49



## Bank accounts:

THE ROYAL BANK OF SCOTLAND PLC

## Approximate Exchange Rates:

2022: 0,8528 GBP = 1 EUR

2021: 0,8596 GBP = 1 EUR

2020: 0,8891 GBP = 1 EUR

2019: 0,8773 GBP = 1 EUR

2018: 0,8846 GBP = 1 EUR

2020: 0,7789 GBP = 1 USD

2019: 0,7837 GBP = 1 USD

2018: 0,749 GBP = 1 USD

## Financial data source:

Company: KPMG LLP



## Additional Information

---

### Commentaries:

Commentary text: This company has been treated as a Large company in terms of the score/limit that has been generated.

Positive or negative: Neutral

Commentary text: This company's latest Pre-tax Profit figure shows a very high profit for the trading period.

Positive or negative: Positive

Commentary text: This company has a very high amount of capital available for re-investment.

Positive or negative: Positive

Commentary text: This company has a very high amount of Equity within the business.

Positive or negative: Positive

Commentary text: This company's latest Pre-Tax Profit shows a reduction in profitability in comparison to the previous year.

Positive or negative: Neutral

Commentary text: This company has made late payments on a low percentage of invoices.

Positive or negative: Neutral

---

**Mortgage information:** Date charge created: 20/08/2020

Date charge registered: 05/09/2020

Status: Outstanding

Person(s) entitled: hill of towie energy limited;

Details: all and whole those two areas of land at blackhillock and torbay dufttown

Date charge created: 20/01/2020

Date charge registered: 28/01/2020

Date charge satisfied: 13/03/2021

Status: Satisfied

Person(s) entitled: hill of towie energy limited;

Details: all and whole those two areas of land at blackhillock and torbay dufttown.



## Codes and Definitions

### Credit Assessment

10	Excellent risk
9	Very low risk
8	Low risk
7	Moderate risk
6	Acceptable risk
5	Medium high risk
4	Significant risk
3	High risk
2	Very high risk of insolvency
1	Extremely high risk of insolvency
0	Insolvency/preliminary/debt regulation proceedings
99	Risk assessment currently not possible

### Payment Index

100	Payments are made very correctly
90	According to our experiences payments are made regularly
80	Payments are made mostly according to terms
70	No adverse payment incidents known at this time
60	No payment experience of any importance is available or cannot be given (concerns new companies)
50	According to the data available there have been temporary payment incidents in the past which have been resolved in due course
40	Payments are made irregularly
30	Payments are made slowly
20	Payments are made very slowly
10	Payments are extremely slow, legal actions may occur
0	Payments stopped or legal action occurred



## Order Details

### Order Details:

Customer: Coface Services Japan Co., Ltd.

Order number: 14749154

Delivery speed: Normal

Language: English